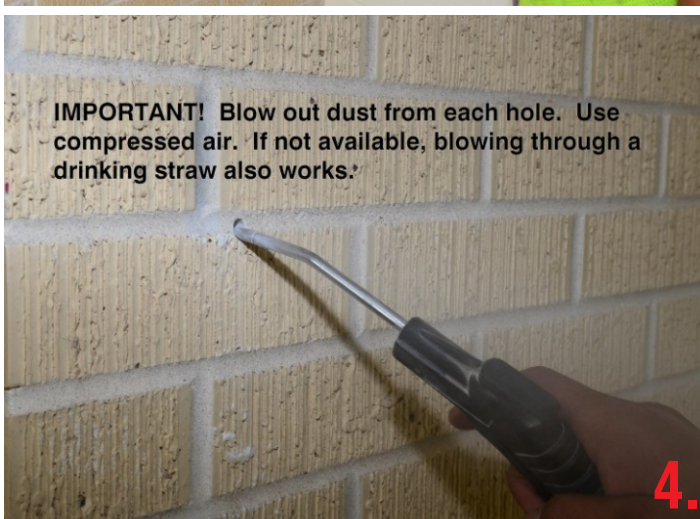
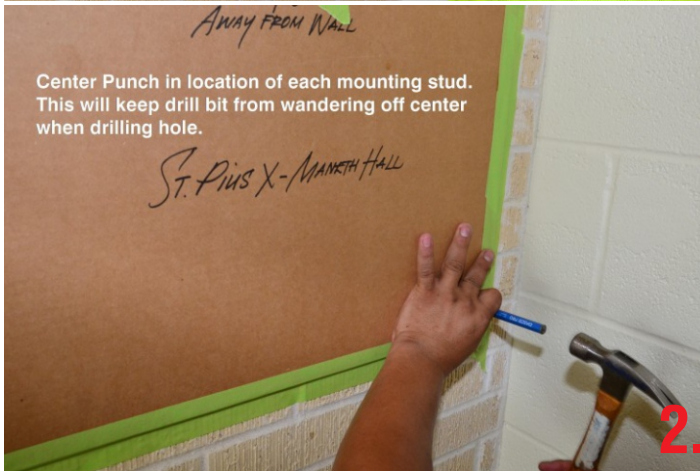


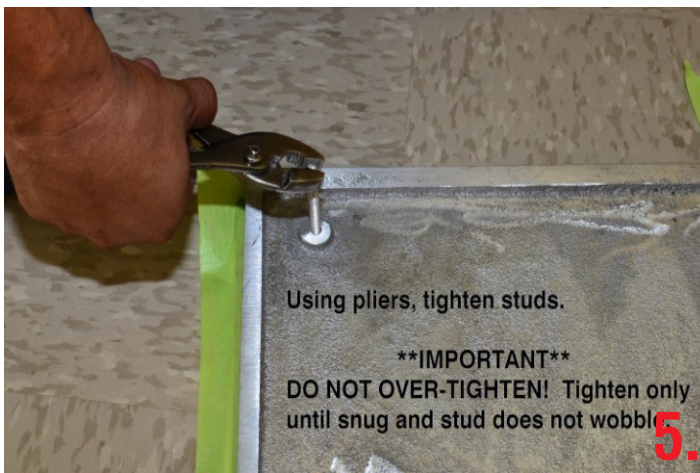
Plaque installation Instructions:

Verify all boxes and plaque has been delivered.
Center and level template on mounting surface.
(not all plaques will have template, you can create one using cardboard or paper)
Clean surface thoroughly before using 100% Silicone.
Check pattern orientation to avoid upside down plaque.
Make sure to use top quality materials for installation.
Follow steps 1 thru 12 as pictured.



Plaque installation Instructions:

Verify all boxes and plaque has been delivered.
Center and level template on mounting surface.
(not all plaques will have template, you can create one using cardboard or paper)
Clean surface thoroughly before using 100% Silicone.
Check pattern orientation to avoid upside down plaque.
Make sure to use top quality materials for installation.
Follow steps 1 thru 12 as pictured.



Plaque installation Instructions:

Verify all boxes and plaque has been delivered.
Center and level template on mounting surface.
(not all plaques will have template, you can create one using cardboard or paper)
Clean surface thoroughly before using 100% Silicone.
Check pattern orientation to avoid upside down plaque.
Make sure to use top quality materials for installation.
Follow steps 1 thru 12 as pictured.

